



NORTHWEST BUFFALO COMMUNITY CENTER

Pfc William J. Grabiarz School

2022-2023

NORTHWEST BUFFALO COMMUNITY CENTER

21ST CCLC End-of-Year Program Summary



WHAT'S IN THIS REPORT



Introduction

Program Overview

Results

What's Next

About 21st CCLC

In 2022, Northwest Buffalo Community Center (NWBCC) was awarded a competitive Round 8 21st Century Community Learning Center (CCLC) NYS Education Department grant* to run quality out-of-school-time academic and enrichment programming from 2022-2027.

21st CCLC Programs include...



Extended Hours



Academic Programming




Enrichment Programming



Family Engagement



Community Engagement



to improve...



Academic Achievement



Positive Behaviors

*21st CCLC is a federal grant program administered by each state.

About this Report

Evaluation is required for all NYSED 21st CCLC grants. These evaluations include many elements conducted throughout the year for both accountability and learning.

An Annual Evaluation Report was provided to NYSED to provide them with information needed for the State-wide evaluation of all programs.

This 'local report' is designed to provide the results from the past year of programming in a way that will foster learning and growth for this 21st CCLC program. It is designed to be shared with the community.

PROGRAM OVERVIEW:

What's Supposed to Happen?



Logic Model

Program Objectives

Who Will Attend

Where and When

Community Engagement



Expert. Timely. Responsive.

NWBCC 21st Century Logic Model Year 1

Items marked with an * will be measured at the end of each year

150 Students (K - 8th Grade)

Provide value to the targeted community by offering access to high-quality after-school programming to the students in one of BPS' most challenged elementary schools

Parents

Partners

Afterschool Program

*3 hours a day, 5 days a week for the whole school year

Tutoring, Remedial ELA, and Math ENL instruction
Technology assisted interventions

Drama Club
Music /Fine arts
Career Exploration
Multicultural Programs
Fitness and recreation
Service Learning
Youth development

*A variety of high-quality academic activities aligned to the school day will be offered to all participants in the program every year

*A variety of high-quality enrichment activities will be offered to all participants in the program every year
*All attendees will be offered participation in Social Emotional Learning activities each week

*Annually, 25% of regular attendees who scored a 1 or 2 on the previous year's ELA exam will improve their level score

*Teachers of at least 80% of participants in grades 1-5 will report improvement in school-day behavior

*Annually, 25% of regular attendees who scored a 1 or 2 on the previous year's Math exam will improve their level score

*Annually, 25% of regular attendees who had ODRs the previous school year will have fewer ODRs in the current school year.

Saturday Program

3 hours every Saturday during program year

Tutoring, remedial ELA, Math assistance, and Academic programming linked to NYS Learning Standards

Parent Workshops

Workshops on NYS Learning Standards
Financial Literacy
Linkage to ENL, HSE and Adult Literacy classes

*Adult family members of at least 30% of program students will participate in engagement and education activities designed for adults.

*Information regarding summer programming and additional services offered by NWBCC will be shared with parents of all participants

Partner Meetings

*Meet with participating schools and other CBOs
Participate in regional or statewide committees

*The program will hold four quarterly Program Advisory Council meetings

Logic Model Updates

Process Objectives



Academic Programming

- A variety of high-quality academic activities aligned to the school day will be offered to all participants in the program every year.



Enrichment Programming

- A variety of high-quality enrichment activities will be offered to all participants in the program every year.
- All attendees will be offered participation in Social Emotional Learning activities each week.



Community Engagement

- The program will hold four quarterly Program Advisory Council meetings with the following participating: project partners, community stakeholders, parents, students, and school representatives.
- NWBCC staff will meet with participating schools and other CBOs and participate in regional or statewide committees to foster collaboration and capacity building for after-school program providers.



Parent Engagement

- Annually, adult family members of at least 30% of program students will participate in engagement and education activities designed for adults
- Information regarding summer programming and additional services offered by NWBCC will be shared with parents of all participants



Extended Hours

- During the school year, NWBCC 21st CCLC will provide 15 hours of programming at each site.

Outcome Objectives



Academic

- **Annually, 25% of regular attendees who scored a 1 or 2 on the previous year's ELA exam will improve their level score**
- **Annually, 25% of regular attendees who scored a 1 or 2 on the previous year's Math exam will improve their level score**




Behavior


- **Teachers of at least 80% of participants in grades 1-5 will report improvement in school-day behavior**
- **Annually, 25% of regular attendees who had ODRs the previous school year will have fewer ODRs in the current school year**

Who Will Attend

150 STUDENTS ANTICIPATED TO PARTICIPATE



Grades: 3 - 8



Where and When

Pfc William J. Grabiarz School



School Year

Monday - Friday

2:40pm - 6:00pm

Saturdays

9:00am-12:00pm

Community Engagement

The program will hold four quarterly Program Advisory Council meetings with the following participating: project partners, community stakeholders, parents, students, and school representatives.

NWBCC staff will meet with participating schools and other CBOs and participate in regional or statewide committees to foster collaboration and capacity building for after-school program providers.

PROGRAM STAFF

ADMINISTRATORS

TEACHERS

COMMUNITY PARTNERS

PARENTS

STUDENTS

OTHER

RESULTS:

What Actually Happened.



Program Implementation

Engagement

Outcomes

Survey Results



Not able to be measured



Objective not met



Objective met

Process Objectives

**Academic
Programming**

- A variety of high-quality academic activities aligned to the school day will be offered to all participants in the program every year.

**Enrichment
Programming**

- A variety of high-quality enrichment activities will be offered to all participants in the program every year.
- All attendees will be offered participation in Social Emotional Learning activities each week.

**Community
Engagement**

- The program will hold four quarterly Program Advisory Council meetings with the following participating: project partners, community stakeholders, parents, students, and school representatives.
- NWBCC staff will meet with participating schools and other CBOs and participate in regional or statewide committees to foster collaboration and capacity building for after-school program providers.

**Parent
Engagement**

- Annually, adult family members of at least 30% of program students will participate in engagement and education activities designed for adults
- Information regarding summer programming and additional services offered by NWBCC will be shared with parents of all participants

**Extended
Hours**

- During the school year, NWBCC 21st CCLC will provide 15 hours of programming at each site.

Where and When

Pfc William J. Grabiarz School



School Year

Monday - Friday


3:00pm - 5:00pm

Saturdays

8:30am-11:30pm

What Activities were Offered?

Academic



Grade Level Academics

Enrichment




Basketball



Pool/Gym



Arts & Crafts



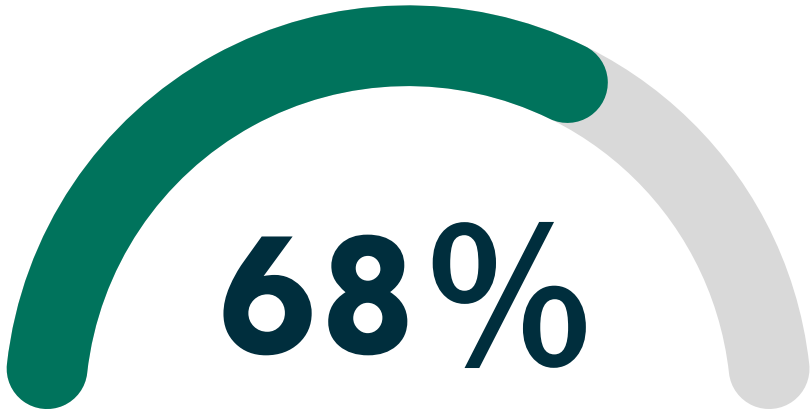
Games

Sample Schedule

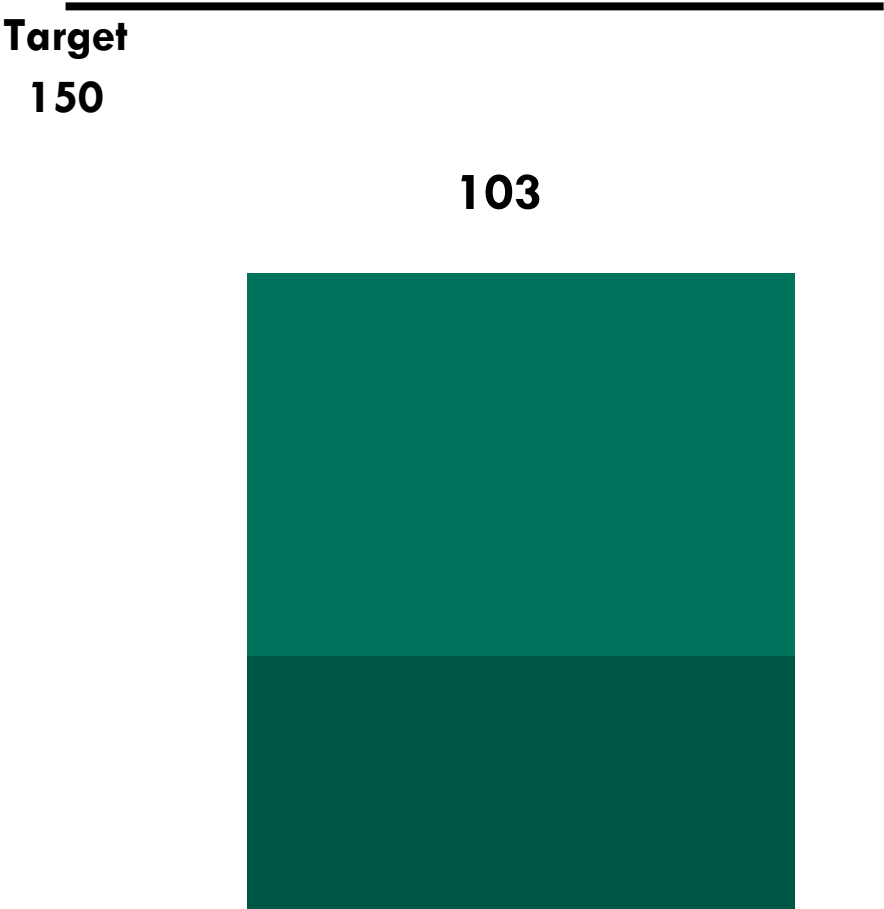
MONDAY 3:00pm-4:00pm - Grade Level Academics 4:00pm-5:00pm - Pool/Gym 4:00pm-5:00pm - Games 4:00pm-5:00pm - Arts & Crafts	TUESDAY 3:00pm-4:00pm - Grade Level Academics 4:00pm-5:00pm - Pool/Gym 4:00pm-5:00pm - Games 4:00pm-5:00pm - Arts & Crafts	WEDNESDAY 3:00pm-4:00pm - Grade Level Academics 4:00pm-5:00pm - Pool/Gym 4:00pm-5:00pm - Games 4:00pm-5:00pm - Arts & Crafts
THURSDAY 3:00pm-4:00pm - Grade Level Academics 4:00pm-5:00pm - Pool/Gym 4:00pm-5:00pm - Games 4:00pm-5:00pm - Arts & Crafts	FRIDAY 3:00pm-4:00pm - Grade Level Academics 4:00pm-5:00pm - Pick your Recreation	SATURDAY 8:30am-11:30am - Saturday Recreation

How Many Students Attended?

A total of 103 students participated in at least 1 hour of program this year. All students met the state threshold to count as participants (15+ hours). This is over 68% of the target number of 150. Starting in Year Two, the program needs to serve at least 95% of the target to avoid a budget penalty.



Percent of target number of students who attended 15+ hours of programming



- 90+ Hours
- 15 - 89 Hours
- 0 -15 Hours

Which Grade Levels Participated?

Grades: 3 -8



Grade 3	16
Grade 4	18
Grade 5	24
Grade 6	22
Grade 7	11
Grade 8	12

Quarterly PAC Meetings

November 16, 2022

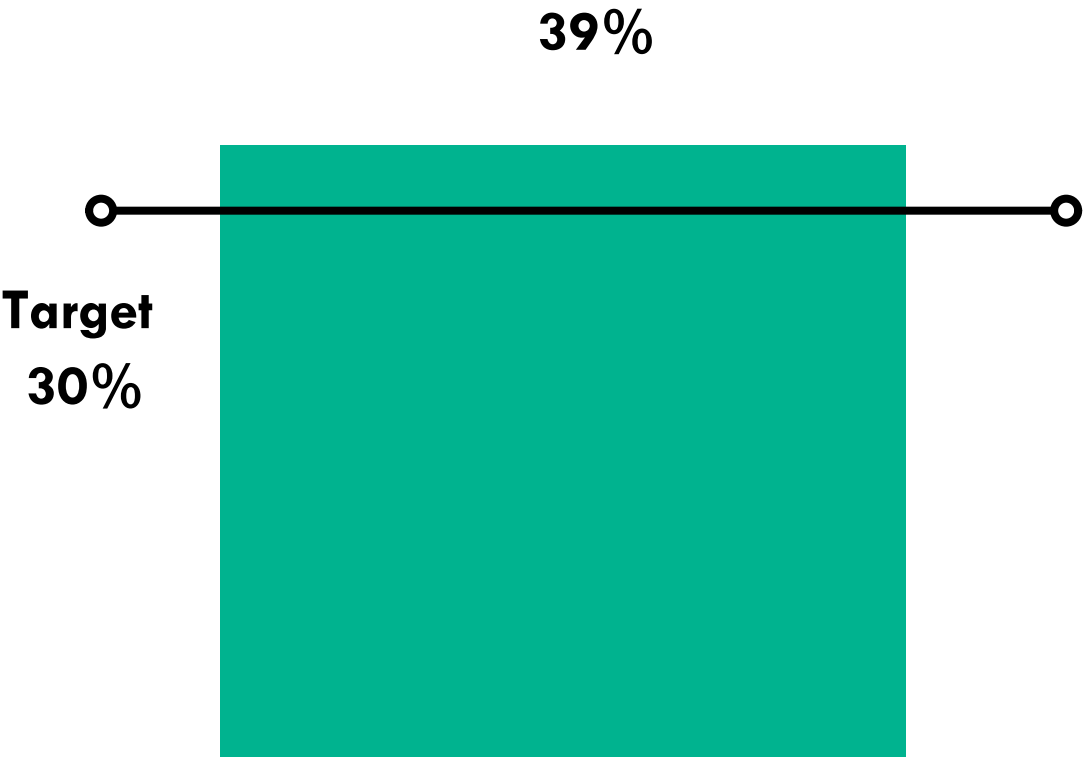
February 6, 2023

The Project Director met weekly with the 21st Century Finance team, Buffalo Public Schools, and the Grabiarz administrative team. Additionally, he participated in 21st CCLC state-wide trainings and meetings, as well as local afterschool network meetings.

PROGRAM STAFF
ADMINISTRATORS
TEACHERS
COMMUNITY PARTNERS
PARENTS
STUDENTS
OTHER



Adult Family



Percent of adult family members of program students who participated in engagement and education activities designed for adults.



Christmas Concert



Halloween



Multi Cultural activities



Academic Olympics

Objectives



Not able to be measured



Objective not met



Objective met



Academic



• **Annually, 25% of regular attendees who scored a 1 or 2 on the previous year’s ELA exam will improve their level score**



• **Annually, 25% of regular attendees who scored a 1 or 2 on the previous year’s Math exam will improve their level score**



Behavior




• **Teachers of at least 80% of participants in grades 1-5 will report improvement in school-day behavior**



• **Annually, 25% of regular attendees who had ODRs the previous school year will have fewer ODRs in the current school year.**


Academic

Percentage of students who scored a 1 or 2 on the previous year's ELA exam and improved their score on the current year's exam.



16%

Percentage of students who scored a 1 or 2 on the previous year's MATH exam and improved their score on the current year's exam.



8%



Behavior

Among the 20 students with a teacher survey who could possibly improve, 60% (12) improved their engagement in school.


Among the 4 students with ODRs in 2122, 3 (75%) reduced the number in 2223. However, this sample size is too low to be valid.

Percentage of participants
in grades 1-5 with
reported improvement in
school-day behavior.



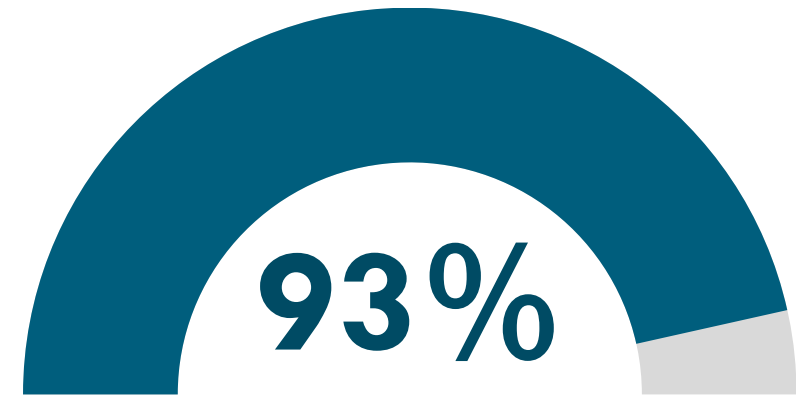
60%

Percentage of regular
attendees who had ODRs
the previous school year
with fewer ODRs in the
current school year.

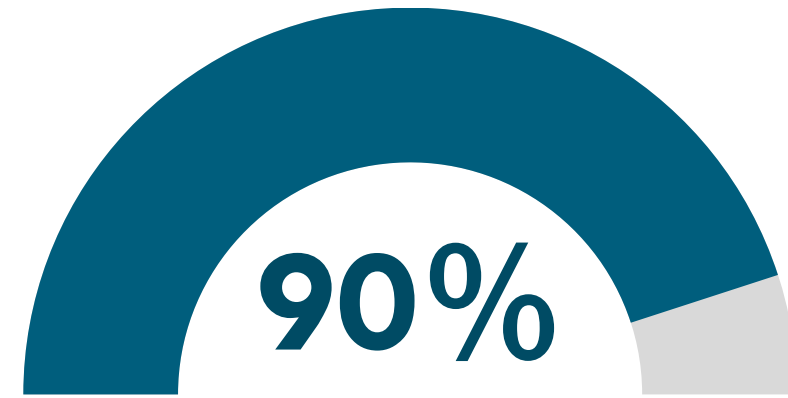


75%





**The staff in this program
care about me.**



**I like coming to this
program**

What Students Like Best

- The different recreation programs
- Swimming
- The staff

Student Recommendations

- Extending the time
- More gym time
- Stop letting the High Schoolers use the gym

“

**It's so fun and I can do things I didn't know I
could before.**

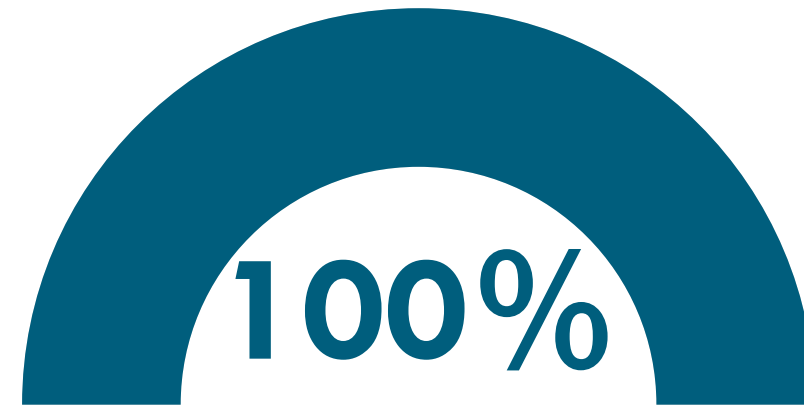
”

Adult Family

18 Respondents



Overall, this program is good for my child.



My child is safe at this program.

Parent Recommendations

- Bussing
- To stop letting the High Schoolers use the gym
- Extending the time

“

My kid loves all the teachers in this program!

”

WHAT'S NEXT?




Program Successes to Build On

Next Steps

PROGRAM SUCCESSES TO BUILD ON



- Many performance indicators were met, and surveys showed that parents and students were happy with the program and the opportunities it afforded.



- NWBCC and the site coordinator have operated programming at this site for many years, which allowed the program to run essentially uninterrupted as the new grant cycle began.




- The smaller size of the school and the proximity to the Community Center allows staff to have a deep understanding of the students and their needs.


NEXT STEPS



Ensure SEL activities are clearly defined and labelled in EZReports.



Revisit or revise extended hours performance indicator.



Schedule all Advisory meetings in advance



Revisit teacher survey performance indicator

Your VIA 21st CCLC Team



Emily Hagstrom


Senior Evaluation Project Manager
Emily@viaeval.com




Mary Baier

Special Projects Associate
Mary@viaeval.com

Administrative Team



Evaluation Team



Contact Us:



(716) 362-0627

info@viaeval.com

viaevaluation.com

